

ARG82913 arigoPLEX® Mouse M1/M2 Cytokines Multiplex ELISA Kit (IL4, IL6, IL10, TNF alpha)

Package: 96 wells
Store at: 4°C, -20°C

Component

Cat. No.	Component Name	Package	Temp
ARG82913-01	Antibody Coated Microplate	8 X 12 strips	4°C
ARG82913-02	Standards Mixture	3 vials	4°C
ARG82913-03	100X Antibody Conjugate Mixture	120 µl	≤ -20°C
ARG82913-04	100X HRP-Streptavidin Solution	120 µl	4°C
ARG82913-05	10X Diluent Buffer	8 ml	4°C
ARG82913-06	20X Wash Buffer	45 ml	4°C
ARG82913-07	TMB substrate	12 ml	4°C (protect from light)
ARG82913-08	STOP solution	12 ml	4°C

Summary

Product Description	ARG82913 arigoPLEX® Mouse M1/M2 Cytokines Multiplex ELISA Kit (IL4, IL6, IL10, TNF alpha) is an Enzyme Immunoassay kit for the quantification of IL4, IL6, IL10, TNF alpha in serum, plasma and cell culture supernatant. See all Multiplex ELISA kits
Tested Reactivity	Ms
Tested Application	ELISA
Target Name	M1/M2 Cytokine
Conjugation	HRP
Conjugation Note	Substrate: TMB and read at 450 nm
Sensitivity	IL4: 15.6 pg/ml IL6: 31.25 pg/ml IL10: 7.8 pg/ml TNF alpha: 15.6 pg/ml
Sample Type	Serum, plasma and cell culture supernatants.
Standard Range	IL4: 31.25 - 1000 pg/ml IL6: 62.5 - 2000 pg/ml IL10: 15.6 - 500 pg/ml TNF alpha: 31.25 - 1000 pg/ml
Sample Volume	50 µl

Application Instructions

Assay Time 5.5 hours

Properties

Form 96 well

Storage instruction Store components at 4°C or -20°C. Keep microplate wells sealed in a dry bag with desiccants. Do not expose test reagents to heat, sun or strong light during storage and usage. Please refer to the product user manual for detail temperatures of the components.

Note For laboratory research only, not for drug, diagnostic or other use.

Bioinformation

Gene Symbol IL4; IL6; IL10; TNF alpha

Highlight [ALL M1/M2 Cytokines Multiplex ELISA Kits](#)

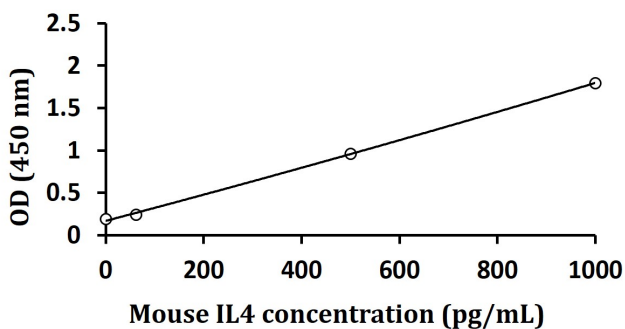
[IL4 antibodies;](#)
[IL6 antibodies;](#)
[IL10 antibodies;](#)
[TNF alpha antibodies;](#)

Related news:
[M1/M2 Cytokine Multiplex ELISA Kit is launched;](#)

Images

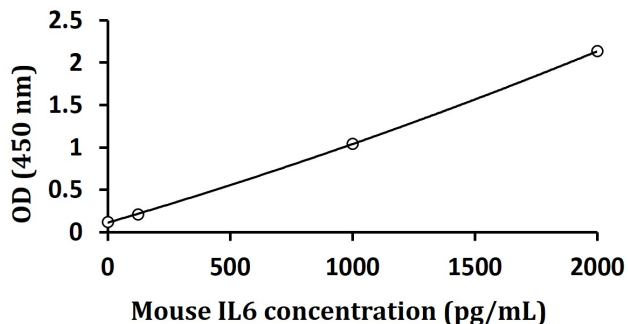
	1	2	3	4	5	6	7	8	9	10	11	12
A	IL-4	IL-4	IL-4	IL-4	IL-4	IL-4	IL-4	IL-4	IL-4	IL-4	IL-4	IL-4
B	IL-6	IL-6	IL-6	IL-6	IL-6	IL-6	IL-6	IL-6	IL-6	IL-6	IL-6	IL-6
C	IL-10	IL-10	IL-10	IL-10	IL-10	IL-10	IL-10	IL-10	IL-10	IL-10	IL-10	IL-10
D	TNF-α	TNF-α	TNF-α	TNF-α	TNF-α	TNF-α	TNF-α	TNF-α	TNF-α	TNF-α	TNF-α	TNF-α
E	IL-4	IL-4	IL-4	IL-4	IL-4	IL-4	IL-4	IL-4	IL-4	IL-4	IL-4	IL-4
F	IL-6	IL-6	IL-6	IL-6	IL-6	IL-6	IL-6	IL-6	IL-6	IL-6	IL-6	IL-6
G	IL-10	IL-10	IL-10	IL-10	IL-10	IL-10	IL-10	IL-10	IL-10	IL-10	IL-10	IL-10
H	TNF-α	TNF-α	TNF-α	TNF-α	TNF-α	TNF-α	TNF-α	TNF-α	TNF-α	TNF-α	TNF-α	TNF-α

Antibodies Coating Pattern In Microtiter Plate of ARG82913 arigoPLEX® Mouse M1/M2 Cytokines multiplex ELISA Kit (IL4, IL6, IL10, TNF alpha)



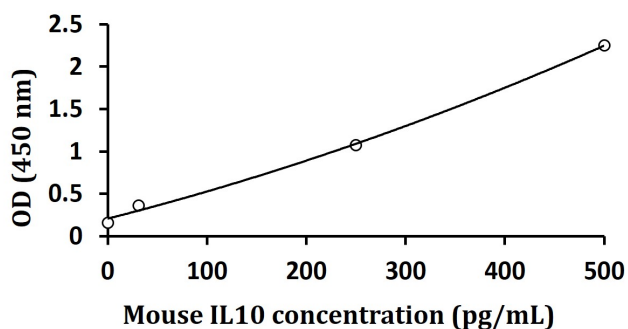
ARG82913 arigoPLEX® Mouse M1/M2 Cytokines multiplex ELISA Kit (IL4, IL6, IL10, TNF alpha) standard curve image

ARG82913 arigoPLEX® Mouse M1/M2 Cytokines multiplex ELISA Kit (IL4, IL6, IL10, TNF alpha) results of a typical standard for Mouse IL4 run with optical density reading at 450 nm.



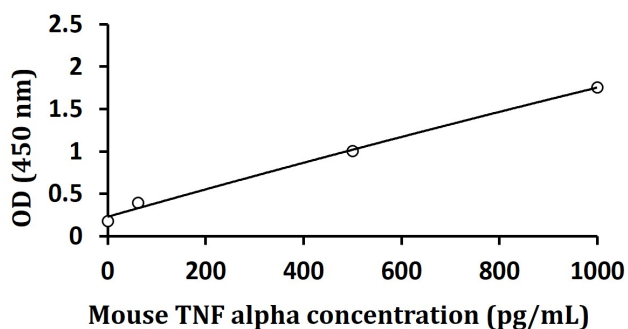
ARG82913 arigoPLEX® Mouse M1/M2 Cytokines multiplex ELISA Kit (IL4, IL6, IL10, TNF alpha) standard curve image

ARG82913 arigoPLEX® Mouse M1/M2 Cytokines multiplex ELISA Kit (IL4, IL6, IL10, TNF alpha) results of a typical standard for Mouse IL6 run with optical density reading at 450 nm.



ARG82913 arigoPLEX® Mouse M1/M2 Cytokines multiplex ELISA Kit (IL4, IL6, IL10, TNF alpha) standard curve image

ARG82913 arigoPLEX® Mouse M1/M2 Cytokines multiplex ELISA Kit (IL4, IL6, IL10, TNF alpha) results of a typical standard for Mouse IL10 run with optical density reading at 450 nm.



ARG82913 arigoPLEX® Mouse M1/M2 Cytokines multiplex ELISA Kit (IL4, IL6, IL10, TNF alpha) standard curve image

ARG82913 arigoPLEX® Mouse M1/M2 Cytokines multiplex ELISA Kit (IL4, IL6, IL10, TNF alpha) results of a typical standard for Mouse TNF alpha run with optical density reading at 450 nm.